

Society member app instructions who access content via a Society website

Journal App Access instructions for Society members who normally access Wiley content through their Society website.

1. Download your journal app from iTunes or Google Play.

iTunes:

[Limnology and Oceanography](#)

[Limnology and Oceanography Bulletin](#)

[Limnology and Oceanography: Methods](#)

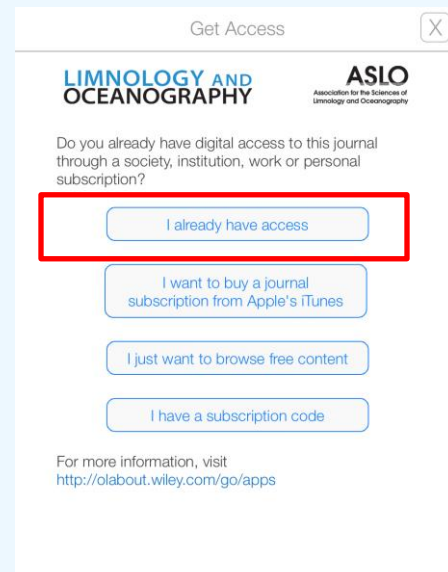
Google Play:

[Limnology and Oceanography](#)

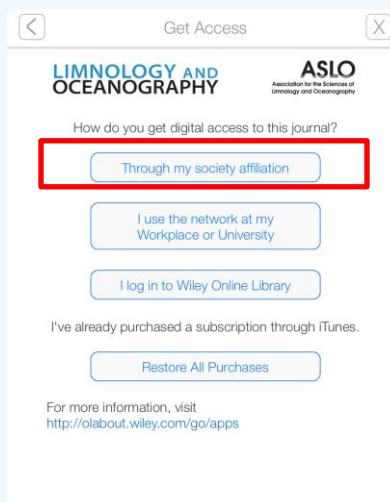
[Limnology and Oceanography Bulletin](#)

[Limnology and Oceanography Methods](#)

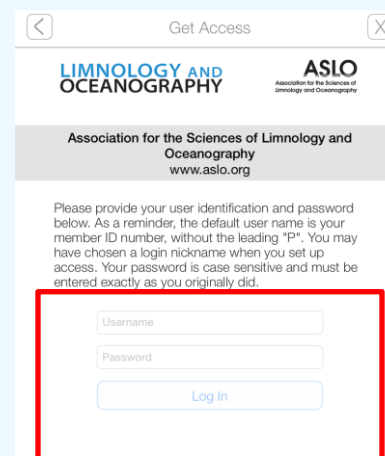
2. When the app opens, Click 'I already have access' from the overlay.



3. Select 'Through my society affiliation', and, if necessary, choose your society from the list.



4. You will be prompted for your society site log in credentials. Enter them, and click 'Log in'.



Institutional subscriber app instructions

This model is based on accessing individual journal content your library or institution has purchased. In order to access your app's licensed journal content, **you must be located within your institution's network** the first time you log in. We recommend completing the following 6 steps:

1. Download your journal app from the Apple App Store (click the links below.) Launch the app from the 'Newsstand' on your device.

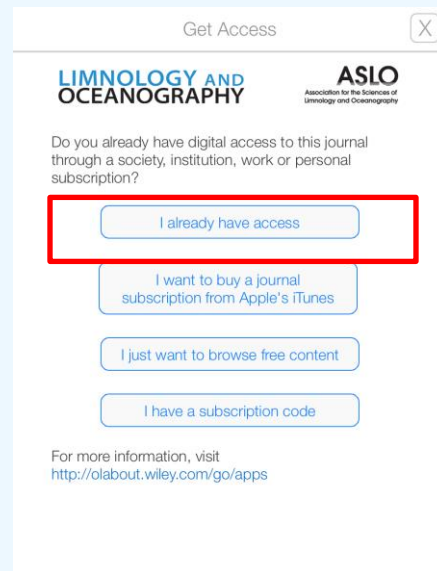
[Limnology and Oceanography](#)

[Limnology and Oceanography Bulletin](#)

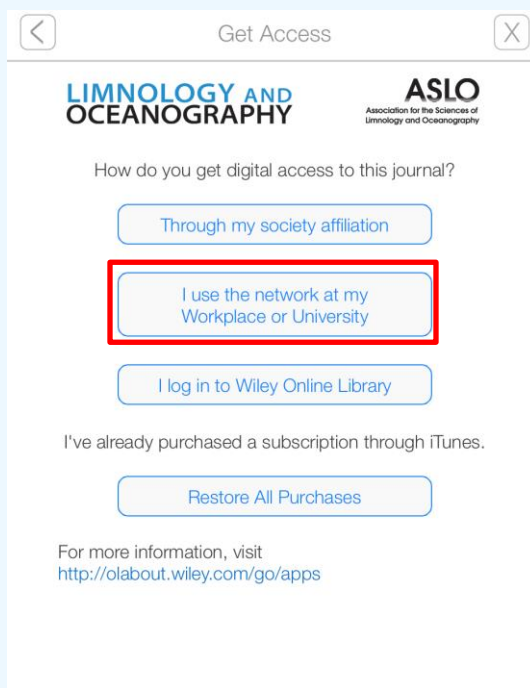
[Limnology and Oceanography: Methods](#)



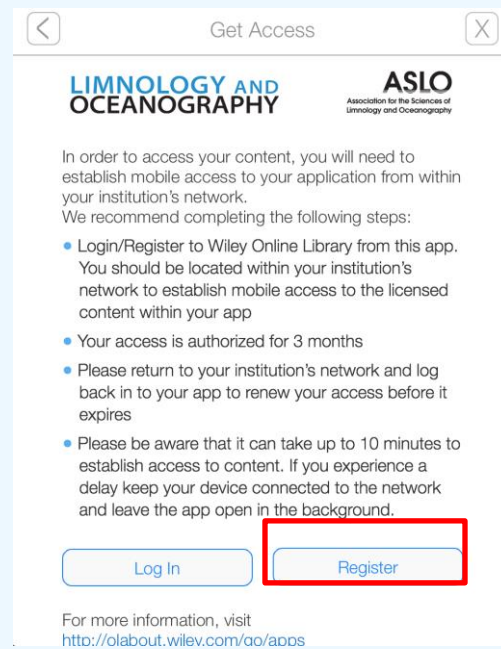
2. When the app opens, Click 'I already have access' from the overlay.



3. Select 'I use the network at my workplace or university.'



4. You will be presented with the screen below. The first time you use the app you will need to select the 'Register' button.



5. You will be asked to enter your details, which will be used to verify your access to Wiley content. Once you have completed the form, hit the 'submit' button.

Register

LIMNOLOGY AND OCEANOGRAPHY

ASLO
Association for the Sciences of Limnology and Oceanography

First Name

Last Name

email@email.com

confirm email address

password

confirm password

[View Wiley Online Library Terms and Conditions](#)

Submit

For more information, visit
<http://olabout.wiley.com/go/apps>

6. Finally, you will be asked to enter the username and password that you just registered with Wiley Online Library. Once entered, click the 'submit' button.

As long as your device connects to your institution's network every 3 months, the access to content through your app will continue uninterrupted.

Wiley Online Library

Log in with your Wiley Online Library account

E-mail Address / Username:

Password:

Submit >

[Forgot your password?](#)

For Assistance

If at first you don't see the overlay instructions described and shown in the instructions above, tap "Settings" (Gear Icon), then tap "Get Access."

You will then be presented with the onscreen instructions outlined above.

We welcome feedback! If you have ideas for new features, or want to give us feedback on the app, please visit our Ideas Portal: <https://wileyapps.ideas.aha.io/ideas/new>

Customer Support issues: Ask A Question at: <http://onlinelibrary.custhelp.com>

Wiley Online Library technical issues: onlinelibraryhelpdesk@wiley.com